

EXHIBIT A

Permit Number F001-22-0004M

CABLE SERVICE ATTACHMENT APPLICATION AND PERMIT
 ONE TOUCH MAKE READY / Approved Contractor _____ Initials _____
OTMR Poles _____ **OTMR Approval (FPL)** _____

ABC Cable

Licensee Corporation / Partnership

TYPE OF APPLICATION

(Check One)

New _____ Midspan 1 Foreign _____

3/22/2022

Date submitted by Licensee Co.

Make Ready

Non-Make Ready

Existing _____ Removal _____

_____ Date received by FPL

I. APPLICATION

In accordance with the terms of Agreement dated 2/17, 1996 application is hereby made for permit to make attachment to the following poles.

Location City: Palm Coast County: Flagler Florida

Pole Numbers _____ Pole Locations (Include FPL Map #'s) _____

M1-2 FPL MAP# EQ-0985

Corresponding Permits N/A Exhibit C (Antenna Only) _____

I certify that the attachments shall be in compliance with the latest edition of the National Electric Safety Code and FPL requirements.

Licensee: ABC CABLE

By: BOB JONES
NAME (PRINT)

123-456-7890 Ext. 3
PHONE

Bob Jones
SIGNATURE

B.JONES@ABCCABLE.COM
E-MAIL

CONSTRUCTION MANAGER
TITLE

II. PERMIT / NOTIFICATION

FLORIDA POWER & LIGHT COMPANY

By: _____

Granted _____

Title: _____

Denied _____

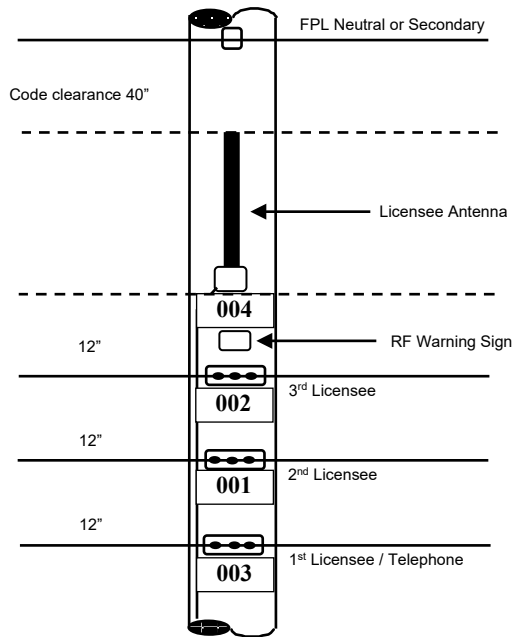
III. GENERAL CONDITIONS

1. A "Make Ready" permit will automatically expire if attachments are not made and completed within 60 days after notification in writing to Licensee by FPL that Make Ready work has been completed.
2. A "Non-Make Ready" permit will automatically expire if attachments are not made and completed within 60 days after date of approval and is subject to field conditions and facilities on each pole at the time attachment is made. Licensee shall be required to bear any and all "Make Ready" cost necessitated by previous attachments.
3. If permit is granted under Section II above, this permit automatically expires, as to the affected poles 30 days after written notice to Licensee that FPL intends to abandon a particular pole line. Within 30 days after such notice, Licensee shall either remove its attachments from those poles or obtain all necessary permits and easements, at the discretion of FPL, arrange to purchase such poles from FPL.

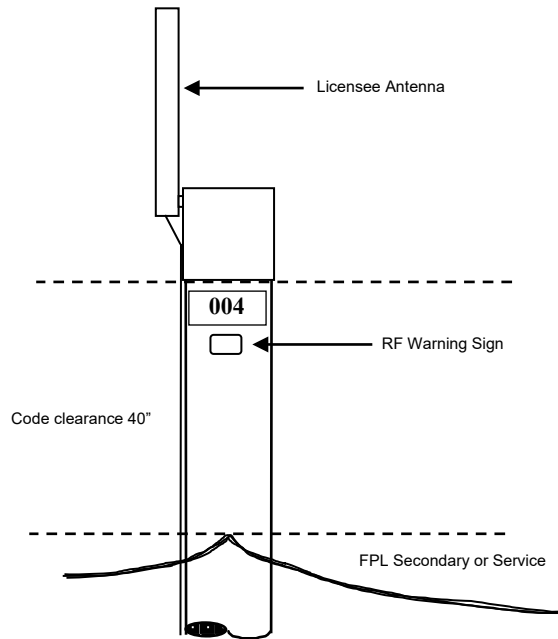
(OVER)

Attachment Criteria

COMMSPACE ANTENNA



POLETOP ANTENNA

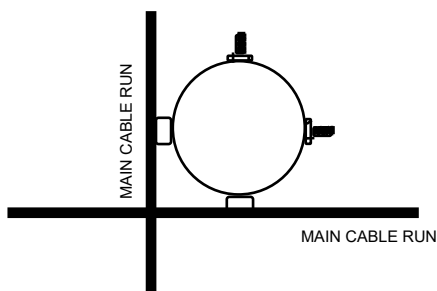


1. The 1st Licensee / Telephone attachment will be located at a height providing minimum clearance over roads, obstacles, etc.
2. All additional Licensee attachments will be located 1' above the highest existing Licensee cable

NOTE: No Licensee attachment will intrude on the 40" NESC code clearance space.

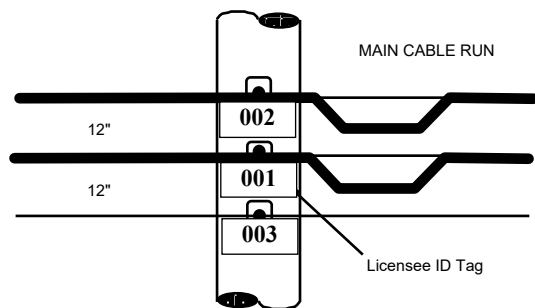
NOTE: By signing this document, applicant acknowledges that FPL tags poles for replacement and that the form of the tags utilized by FPL may change from time to time. Applicant, its employees, contractors, subcontractors and agents are familiar with FPL's pole tagging convention and any modifications to that convention, including the form of tag utilized, prior to performing any work or installation on or around any FPL pole.

Licensee Space Allocation



POLE ATTACHMENT LOCATION

1. All main cable attachments shall be located either on the same side of the pole as FPL's neutral or on one adjacent side.
2. No main line cable attachments shall be located on the side of the pole opposite FPL's neutral.
3. Only 2 sides of the pole, FPL's neutral and one adjacent side, shall be occupied on any given pole.



LICENSEE IDENTIFICATION TAG

1. All Licensee attachments will be identified with a tag, specified by FPL installed at every 1st, 5th and last mainline pole attachment.
2. Licensee ID Tag can be attached either to the cable or the attachment hardware.
3. Each Wireless Antenna attachment will be identified with a tag specified by FPL.

*** Typical "Simple" non-electric utility make ready cost is between \$100-\$150 per occurrence. Typical "Complex" non-electric utility make ready cost is between \$200-\$250 per occurrence. ***